



# J.A. RATTIGAN & SON LTD



*SUCTION EXCAVATOR HIRE*

**N A T I O N W I D E H I R E**

**0 2 0 8 4 5 9 4 4 0 0**



- Sewage Clearance
- Culvert Clearance
- River Bank Clearance
- Substation
- Gas/Water/Electric Utilities
- Motorway Works
- Airports
- Civils
- Distance Working
- Depth Works
- Basements
- Railway Works
- Power Stations
- Trials/Investigations Works
- Tree Roots
- Fencing
- Night Works
- Core Drilling
- Difficult Location Solutions
- Factory Maintenance/Shutdowns

**24/7  
service**

Free  
Site  
Surveys

## Nationwide Hire

**Suction Excavation Specialists**

**Where Safety Comes First**

# SUCTION EXCAVATION - HOW IT WORKS



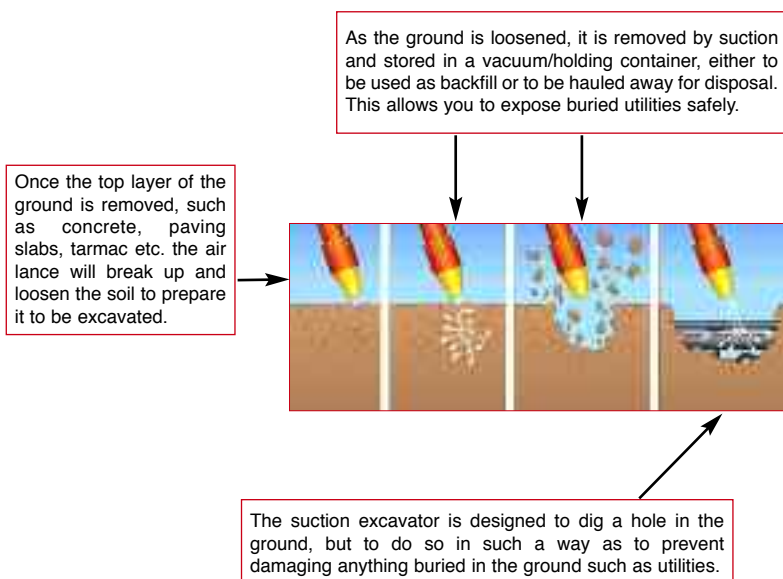
Through the advanced design of these units, power is taken from the engine via a PTO (power take off) and transferred to the 900mm fans which create a negative pressure/air flow to the rear arm high performance/durable 10" hose enabling the transfer of materials/liquids into its onboard storage/collection chamber. As the air decelerates the materials drop from the air flow and remain in the chamber before the air continues through various cleaning stages before returning to the atmosphere.

The hydraulic arm is controlled via a remote control unit allowing a 180 degree working arena from the rear of the truck and when full the unit can be side tipped into RORO's or stockpiled for removal at a later date.

From the end hose additional extensions can be added and optional plastic/metal nozzles can be fitted to suit the project at hand.

To increase the versatility of the trucks additional 250mm transfer pipes in 2.5m lengths can be added to allow for greater depth (18m) and distance works (80m) materials pending.

It is suitable for a variety of projects such as Utilities, Civil, Groundworks, Telecoms, Airports, Power Stations, Refineries, Railways, basements, STW, WTW, tree roots, trial holes, etc or anything that requires the removing of materials from sensitive areas of concern.



## INCREASE PERFORMANCE

Available on the trucks are additional air tools to aggravate & displace materials, yet leave buried services unaffected.

**AIR SOIL PACK**  
**AIR JET KNIFE**  
**AIR JET LANCE**  
**AIR TURBO SHOVEL**

# TIPPING / DISCHARGING

Once emptying is required, the suction excavator simply pulls up to a designated tip area or Skips/RORO, drops its stabilizing legs, relocates the arm, opens the sealed lid and then self tips.



## ADVANTAGES

No service strikes, no penalty charges, no manual injuries from hand digging, reduced excavations size, less spoil, less backfill, speed of works, site cleanliness 3 in 1 unit, no compressor, no digging, no van - reduced plant costs, carbon footprint reduction, noise less than 82dB, safety on site.



**SAFETY AT ALL COSTS  
COULD YOUR DIGGER OPERATOR PRODUCE THIS?**



# FLEET RANGE

## 14T COMPACT CITY SUCKER

TELESCOPIC ARM

8" HOSE

REAR TIP

REMOTE / CABLE CONTROLLER

CAPACITY 2M3

DIMENSIONS 6.3 X 2.5 X 3M

TWIN FAN HIGH SPEED



## 26T DINO 3 THREE AXLE

POWER ARM & TELESCOPIC ARM

10" HOSE

SIDE TIP

REMOTE / CABLE CONTROLLER

CAPACITY 8M3

DIMENSIONS 10 X 2.5 X 3.8M

TWIN FAN

IKE ROTATING HEAD



## 32T DINO 4 FOUR AXLE

POWER ARM

10" HOSE

SIDE TIP

REMOTE / CABLE CONTROLLER

CAPACITY 12M3

DIMENSIONS 11 X 2.5 X 3.8M

TWIN FAN

IKE ROTATING HEAD



## 32T DINO 4 FOUR AXLE

POWER ARM

10" HOSE

SIDE TIP

REMOTE / CABLE CONTROLLER

CAPACITY 12M3

DIMENSIONS 11 X 2.5 X 3.8M

**TRIPLE** FAN

IKE ROTATING HEAD



## 32T DINO 4 FOUR AXLE HIGH LIFT

POWER ARM

10" HOSE

SIDE TIP

REMOTE / CABLE CONTROLLER

CAPACITY 12M3

DIMENSIONS 11 X 2.5 X 3.8M

**TRIPLE** FAN

IKE ROTATING HEAD



# AREAS OF WORK COVERAGE



## AIRPORT WORKS

LANDSIDE & AIRSIDE  
HEATHROW AIRPORT  
GATWICK AIRPORT  
STANSTED AIRPORT  
LUTON AIRPORT  
MANCHESTER AIRPORT

Airside approved  
operators for  
emergency works etc



## BASEMENT WORKS

CITY OF LONDON  
HOSPITALS  
EXECUTIVE HOUSES



## UTILITIES WORKS

GAS - TRIIO, SGN &  
SUBBIES  
WATER - VARIOUS  
ELECTRIC - UKPN



## MAJOR CIVIL PROJECTS

CROSSRAIL  
TIDEWAY



# AREAS OF WORK COVERAGE



## LONG DISTANCE WORKS

VIA ADDITIONAL 2.5M  
TRANSFER HOSE  
SECTIONS WE HAVE  
EXCAVATED MATERIALS  
FROM 80M AWAY  
FROM THE TRACK  
HORIZONTALLY  
& 18M VERTICALLY



## RAILWAYS

RAIL CROSSING  
GRAVEL REMOVAL  
DRAINAGE  
CLEARANCE



## TREE PRESERVATION

SOIL REPLACEMENT  
EXCAVATING IN AND  
AROUND



## CORE DRILLING

INSERTING 1M  
DIAMETER SLEEVE



# AREAS OF WORK COVERAGE



## POWER & FUEL STATIONS

ISLE OF GRAIN,  
BATTERSEA, BRADWELL,  
SIZEWELL B,  
POWER STATIONS  
ESSO  
BP



## TRIAL & INVESTIGATION HOLES



## FENCE POST VIA ROTATING IKE HEAD



## DIFFICULT LOCATIONS

1 1/2T & 3T ADAPTED  
MINI EXCAVATORS  
FOR DIFFICULT AND  
HARD TO GET TO  
AREAS VIA 10"  
TRANSFER HOSES



# AREAS OF WORK COVERAGE



**GOVERNMENT  
SCHOOL  
PROJECTS**



**ENABLING  
WORKS  
& SITE  
INVESTIGATION**



**ELECTRIC  
SUB-STATIONS  
UKPN**



**FACTORY  
MAINTENANCE**





# LANDMARK PROJECTS



**THE OLYMPIC  
PARK  
STRATFORD  
LONDON**



**TOTTENHAM  
HOTSPUR  
STADIUM**

**WEMBLEY  
STADIUM**



**LONDON TIDEWAY**



**CROSSRAIL  
HIGHSPEED RAIL LINE 1 & 2**



**SPITALFIELD MARKET  
LONDON E1**



# NOISE MEASUREMENTS

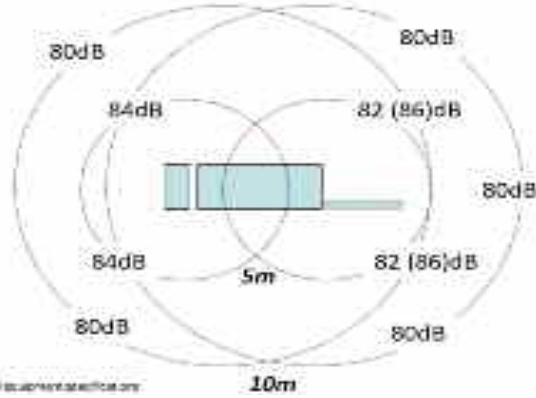
## Noise Certificate – Lärmprotokoll – MTS Suction Excavator Equipment mounted to EURO VI 450/500Hp Chassis

Generic readings based on MTS test  
Criteria as illustrated:-

Chassis Type:  
EURO VI 450 – 500Hp in construction configuration.

MTS Equipment:  
MEGA Twin Fan, 36 – 40.000m<sup>3</sup>/hour  
DINO 3/4/5 configuration

Sound levels in dB during suction.  
Bracketed figure is nozzle above ground at that point.



Note – Readings are for guidance only and may vary depending on chassis type and full equipment specifications.

## Noise Certificate – Lärmprotokoll – SB 729 MTS Suction Excavator Equipment mounted to EURO VI 540Hp

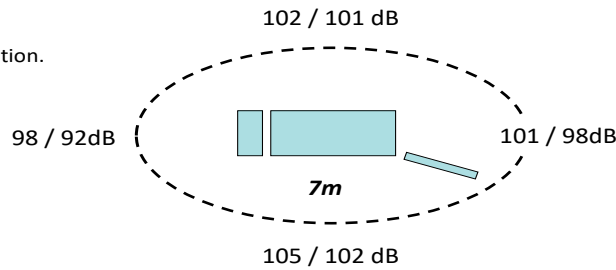
Generic readings based on MTS test  
Criteria illustrated:-

Chassis Type:  
EURO VI – 540Hp in construction configuration.

MTS Equipment:  
3-Fan System, 44.000m<sup>3</sup>/hour  
DINO 12m<sup>3</sup> configuration

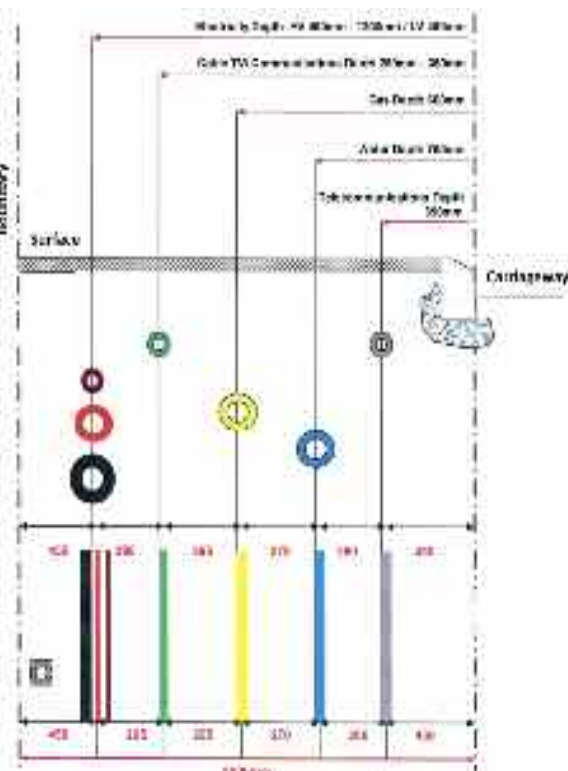
Sound levels in dB during suction.  
Bracketed figure is nozzle above ground at that point.

Before sound insulation / After sound insulation (dB)

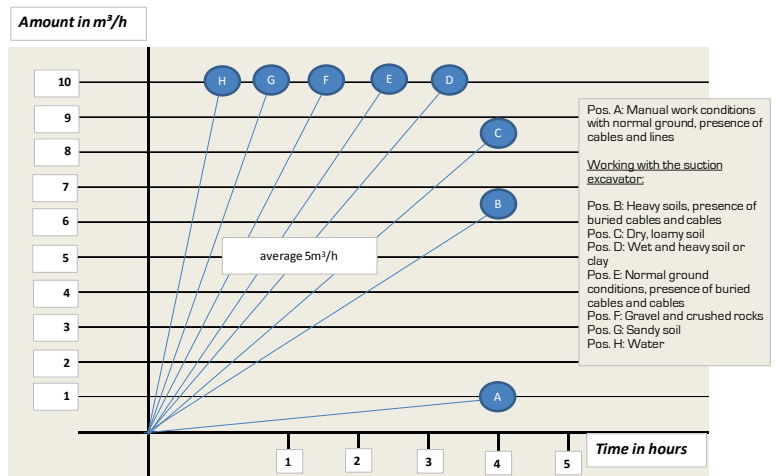


Note – Readings are for guidance only and may vary depending on chassis type and full equipment specifications.

# SERVICES DEPTH GUIDE



# PRODUCTION GUIDE RATE



# J. A. Rattigan's other services:

At J. A. Rattigan & Son Limited we pride ourselves in being able to offer you a one-stop shop for all your Plant and Labour needs and they are as follows:

## Plant Hire includes:

- 1.5 ton Mini Excavators
- 3 ton Mini Excavators
- 8 ton Tracked Excavators
- 13 ton Wheeled Excavators
- 13 ton Tracked Excavators
- 22 ton Tracked Excavators
- JCB 3CX machines
- 5 ton Tracked
- 10 ton Hydra Dig Wheeled Excavator
- Hiab Beavertail + 5 ton Crane
- 16 ton Wheeled Excavators
- 17 ton Wheeled Excavators
- 20 ton Wheeled Excavators
- 36 ton Tracked Excavators

## Road Legal Dumpers:

- 1 ton
- 3 ton
- 6 ton
- 9 ton
- and articulated
- Low Loader Hire
- Beaver Tail Hire
- Grab Lorry Hire
- Tipper Hire
- Telescopic Fork Lift Hire
- Directional Drilling

Suction Excavators all sizes available

Utility Contractor

Gas

Water

Electric

Contracts with Fulcrum, UKPN, Thames Water, Essex Water, Triio, SGN

Fully Qualified Labour for the Construction Industry



Est. 1972

# J.A. RATTIGAN & SON LTD

*NATIONWIDE PLANT HIRE*

**Suction Excavation Manager  
Mark Aspinall 07792 062819**

**54 Dudden Hill Lane, Neasden, London NW10 1DG**

**Tel: 020 8459 4400 Email: [rattiganvacex@aol.co.uk](mailto:rattiganvacex@aol.co.uk)**

**[www.rattiganplant.com](http://www.rattiganplant.com)**

**[www.suctionexcavator-hire.co.uk](http://www.suctionexcavator-hire.co.uk)**

